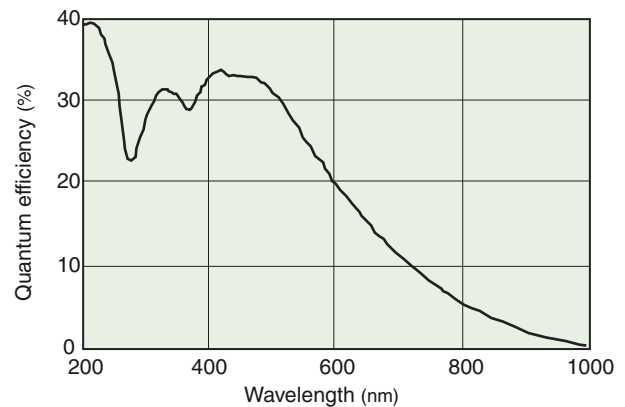


High Performance UV Digital Camera C8484-16C



SPECTRAL RESPONSE CHARACTERISTIC*



* This is typical, not guaranteed.

The C8484-16C is a new UV CCD digital camera using an advanced 1/2 inch progressive scan interline CCD chip with high sensitivity in the UV region while offering substantially better noise characteristics at high frame rates. The C8484-16C 1/2 inch format 1344 × 1024 resolution CCD with small(4.65 μm) pixels provides extremely high resolution.

A CameraLink digital output ensures compatibility with a large number of commercially available frame grabber boards.

Standard C-mount lens coupling makes it easy to connect to optical microscopes and lenses. Fast electronic shuttering, fast readout and low noise integration all combine to make this camera a great choice for both high and low level UV imaging applications.

Ultraviolet light has higher energy than visible light, so it can easily damage the sensors forming the CCD, causing a drop in sensitivity and rise dark current according to the total incident light energy. (Example: When the CCD is exposed to ultraviolet light having a wavelength of 196 nm and total radiation energy of 15 J/cm² for 625 minutes with an irradiance of 0.4 mW/cm², sensitivity will drop by approximately 15 % and dark current will increase by approximately 10 %.)

When using in the ultraviolet range, take steps not to apply excessive ultraviolet light. (If apart of the effective area of the CCD is exposed to excessive ultraviolet light, such as by direct incidence of the ultraviolet light laser, then sensitivity may drop accordingly)

In addition, extended exposure may cause a drop in sensitivity, even if the intensity is not excessive. When not shot, take care to protect the CCD from ultraviolet light.

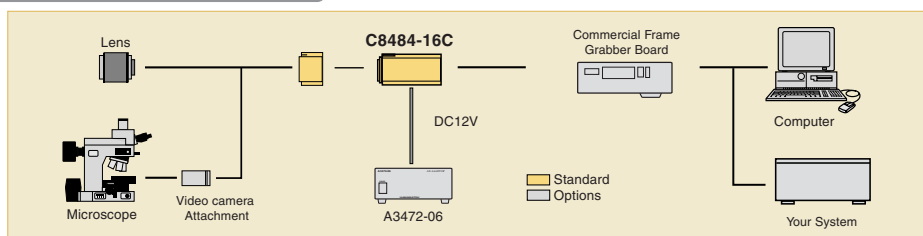
APPLICATIONS

- Excimer KrF(248 nm), ArF(193 nm) laser beam diagnostics
- UV imaging with Excimer KrF, ArF laser
- Semiconductor mask alignment
- UV optics development
- General UV imaging
- UV Metrology
- Lithography

FEATURES

- High sensitivity in UV region (Typically 20 % to 25 % at 250 nm)
- Extremely high resolution with 1344 × 1024 pixels/small pixel size (4.65 μm)
- Progressive scan interline readout with no mechanical shutter
- Low readout noise design (14 electrons typ.)
- Anti-Blooming function with vertical overflow drain structure
- 12 bit digitizer
- Analog contrast enhancement

SYSTEM CONFIGURATION



HAMAMATSU

SPECIFICATIONS

Type number	C8484-16C		
Camera head type	Passively cooled head		
Imaging device	Progressive scan interline CCD chip with micro-lenses		
Effective no. of pixels	1344 (H) × 1024 (V)		
Cell size	4.65 (H) μm × 4.65 (V) μm		
Effective area	6.25 (H) mm × 4.76(V) mm / 1/2 inch format		
Pixel clock rate	20 MHz/pixel		
Frame rate	Binning	1 × 1	11.9 frame/s
		2 × 2	21.3 frame/s
		4 × 4	35.7 frame/s
Readout noise(r.m.s.)	14 electrons(typ.)		
Full well capacity	10 900 electrons		
Dynamic range*1	778:1		
Cooling method / temperature	-		
Dark current	-		
A/D converter	12 bit		
Output signal (digital output)	Camera Link		
Exposure time	12.4 μs to 1 s		
External control	RS-232C		
Sub-array	1344 (H) × 8 to 1024 (V) (in 8 line increments)*2		
External trigger	YES		
Analog gain	1 × , 5 × times gain		
Lens mount	C-mount		
Power requirements	DC +12 V		
Power consumption	approx. 8 V·A		
Ambient storage temperature	-10 °C to +50 °C		
Ambient operating temperature	0 °C to +40 °C		
Ambient operating/storage humidity	70 % max. (with no condensation)		

*1 Calculated from the ratio of the full well capacity and average readout noise.

*2 Image area

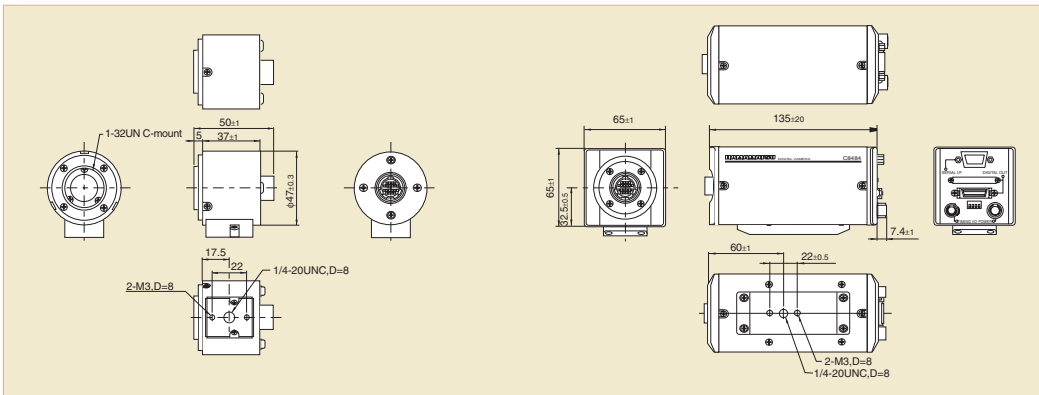


OPTIONS

- **AC adapter** : **A3472-06**
 - Line voltage : 100 V to 240 V AC input
 - Output voltage : DC +12 V
- **Power cable** : **A3194-01**
 - Cable type : 12 pin connector cable
 - Cable length : 5 m

DIMENSIONAL OUTLINES

(Unit : mm)



* Product and software package names noted in this documentation are trademarks or registered trademarks of their respective manufacturers.

- Subject to local technical requirements and regulations, availability of products included in this promotional material may vary. Please consult with our sales office.
 - Information furnished by HAMAMATSU is believed to be reliable. However, no responsibility is assumed for possible inaccuracies or omissions.
- Specifications and external appearance are subject to change without notice.

© 2008 Hamamatsu Photonics K.K.

HAMAMATSU

<http://www.hamamatsu.com>

HAMAMATSU PHOTONICS K.K., Systems Division

812 Joko-cho, Higashi-ku, Hamamatsu City, 431-3196, Japan, Telephone: (81)53-431-0124, Fax: (81)53-435-1574, E-mail: export@sys.hpk.co.jp

U.S.A. and Canada: Hamamatsu Corporation: 360 Foothill Road, Bridgewater, N.J. 08807-0910, U.S.A., Telephone: (1) 908-231-0960, Fax: (1) 908-231-0852, E-mail: usa@hamamatsu.com

Germany: Hamamatsu Photonics Deutschland GmbH: Arzbergerstr. 10, D-82211 Herrsberg am Ammersee, Germany, Telephone: (49)8152-375-0, Fax: (49)8152-2658, E-mail: info@hamamatsu.de

France: Hamamatsu Photonics France S.A.R.L.: 19, Rue du Saule Trapu, Parc du Moulin de Massy, 91882 Massy Cedex, France, Telephone: (33)1 69 53 71 00, Fax: (33)1 69 53 71 10, E-mail: infos@hamamatsu.fr

United Kingdom: Hamamatsu Photonics UK Limited: 2 Howard Court, 10Tewin Road, Welwyn Garden City, Hertfordshire, AL7 1BW, U.K., Telephone: (44) 1707-294888, Fax: (44) 1707-325777, E-mail: info@hamamatsu.co.uk

North Europe: Hamamatsu Photonics Norden AB: Smidesvägen 12, SE-171-41 Solna, Sweden, Telephone: (46)8-509-031-00, Fax: (46)8-509-031-01, E-mail: info@hamamatsu.se

Italy: Hamamatsu Photonics Italia S.R.L.: Strada della Moia, 1/E 20020 Arese (Milano), Italy, Telephone: (39)02-935 81 733, Fax: (39)02-935 81 741, E-mail: info@hamamatsu.it

Cat. No. SCAS0051E01
FEB/2008 HPK
Created in Japan (PDF)